

MANHOLE




SERIES FE8900

FIBERGLASS LADDER


TYPE IAA

375 LBS
LOAD CAPACITY
(Includes weight of user plus materials)



NEW
HI-VIS GREEN
RAIL PROTECTORS

180° BOOTS ALLOW
WORKING FROM
EITHER SIDE



LOUISVILLE
LADDER

BECAUSE WORK AIN'T PLAY.

ANSI
Meets or exceeds requirements
of American National Standards Institute
ANSI A14.5




FE8900 FLYER JUNE 2022 © Louisville Ladder, Inc. All rights reserved.

MANHOLE




SERIES FE8900



1 Hi-Vis Green

NEW hi-vis green rail protectors improves others ability to see you



2 Rail Protectors

Double side 3ft plastic rail protectors to avoid manhole rim damage.



3 Gussets

Heavy duty gussets under steps



4 180° Boot

Heavy duty slip-resistant 180° boot allows the ladder to be used on either side



MODEL	LADDER SIZE	HIGHEST STANDING LEVEL (FT)	MAX. REACH	APPROX. WEIGHT (LBS)	APPROX. CUBES (FT)
FE8908	8'	4' 7"	11'2"	18	3.2
FE8910	10'	6' 6"	13'1"	21	4.0
FE8912	12'	8' 6"	15'1"	25	4.7
FE8914	14'	10' 5"	17'0"	28	5.5
FE8916	16'	12' 4"	18'11"	34	6.3

RAIL DEPTH	INSIDE WIDTH	OUTSIDE WIDTH
3 1/4"	12 1/8"	14 1/2"



WWW.LOUISVILLELADDER.COM

