

# CROSSXSTEP



SERIES FXS1400HD

TYPE IAA

# 375 LBS

LOAD CAPACITY

(Includes weight of user plus materials)

## FIBERGLASS STEPLADDER


### THE GREATEST INNOVATION IN ELEVATION

We invented the Cross Step to change the way you work. And we created our exclusive LeanGreen technology to make it clear that your worksite is compliant. Because when it comes to innovative elevation, there's only one pioneer that's helping you get the job done. That designs, develops, and drives the advancements that others can only dream of. That casts the mold, that sets the standard. There's only one that's **Built to be Above.**



### 2 IN 1 LADDER

USE LADDER AS A SHELF AND STEP LADDER



WORK

# 6"

## CLOSER

to any area



### SCRATCH & UV RESISTANT DUTY RATED TOP

No more OSHA fines due to missing duty rating labels. Heat Transfer Top keeps duty rating displayed in sight for the user.

FEATURING LOUISVILLE LADDER'S

## LEANGREEN TECHNOLOGY


**LOUISVILLE**  
LADDER  
BECAUSE WORK AIN'T PLAY.






### 1 ProTop™

Keep your tools right where you need them "on" the V-shaped Pro Top™.



### 2 Locking Latch

to secure rear section.



### 3 Inside Spreader Brace

Heavy-duty interior support braces protect the ladder during transport to extend its lifespan.



### 4 Raptor Boot and SHOX™

Slip-resistant boot protects fiberglass. SHOX™ provide superior impact absorption.



MODEL	LADDER SIZE	BOTTOM WIDTH (IN)	APPROX. SPREAD (IN)	APPROX. WEIGHT (LBS)	APPROX. CUBES (FT)	SHELF LADDER		STEPLADDER	
						HIGHEST STANDING LEVEL (IN)	MAX. REACH	HIGHEST STANDING LEVEL (IN)	MAX. REACH
FXS1404HD	4'	20 ¼"	24	16	4.0	11"	7'6"	1'11"	8'6"
FXS1406HD	6'	23 ¼"	36	23	6.8	2'10"	9'5"	3'9"	10'4"
FXS1408HD	8'	26 ¼"	48	31	10.1	4'9"	11'4"	5'8"	12'3"
FXS1410HD	10'	29 ¼"	60	39	14.0	6'8"	13'3"	7'7"	14'2"
FXS1412HD	12'	32 ¾"	71	48	18.5	8'6"	15'1"	9'6"	16'1"



LOUISVILLELADDER.COM

1.800.666.2811

